

Kelin polyurea POLYUREA
 subbase Chinese Academy of Sciences
 "



中国材料网



01
Clean the tiles and keep it dry



02
Polish with tile wax except the glazed tile



03
Open & Watch, both sides can extruded meanwhile



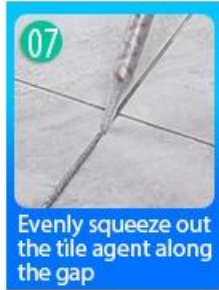
04
Screw on the nozzle, put on the grout gun



05
Inclined cut the top of the nozzle in 45°



06
Squeeze out 60-80cm long grout in the forepart



07
Evenly squeeze out the tile agent along the gap



08
Press the grout with professional glue-press tools



09
Don't touch in 2-4 hours and remove excess grout then.

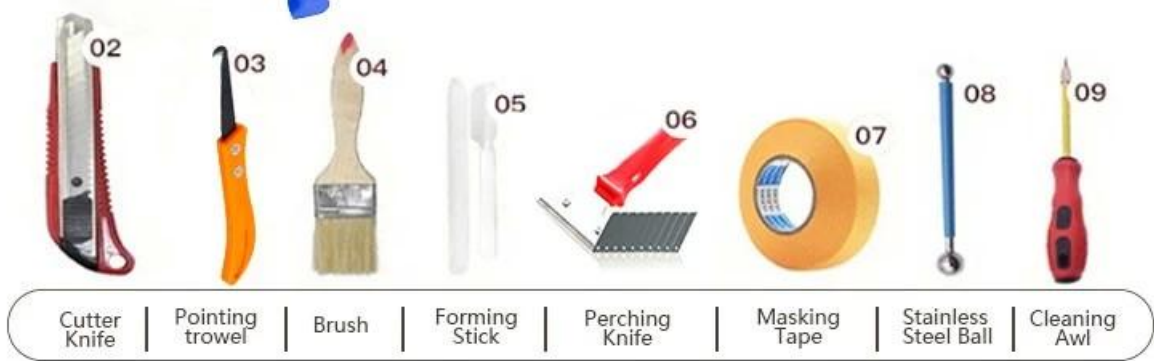


10
Keep the tiles dry in 24 hours

□□□



01
Two Component Caulking Gun



□□□□□□□□□□□□□□ □□□□□□□□□□



□□□□□□□□□□



□□□□□□□□□□



□□□□□□□□□□



□□□□□□□□□□




□□□□□□□□□□



□□□□□□□□□□



□□□□□□□□□□



□□□□□□□□□□



□□□□□□□□

□□□□□□□□

