

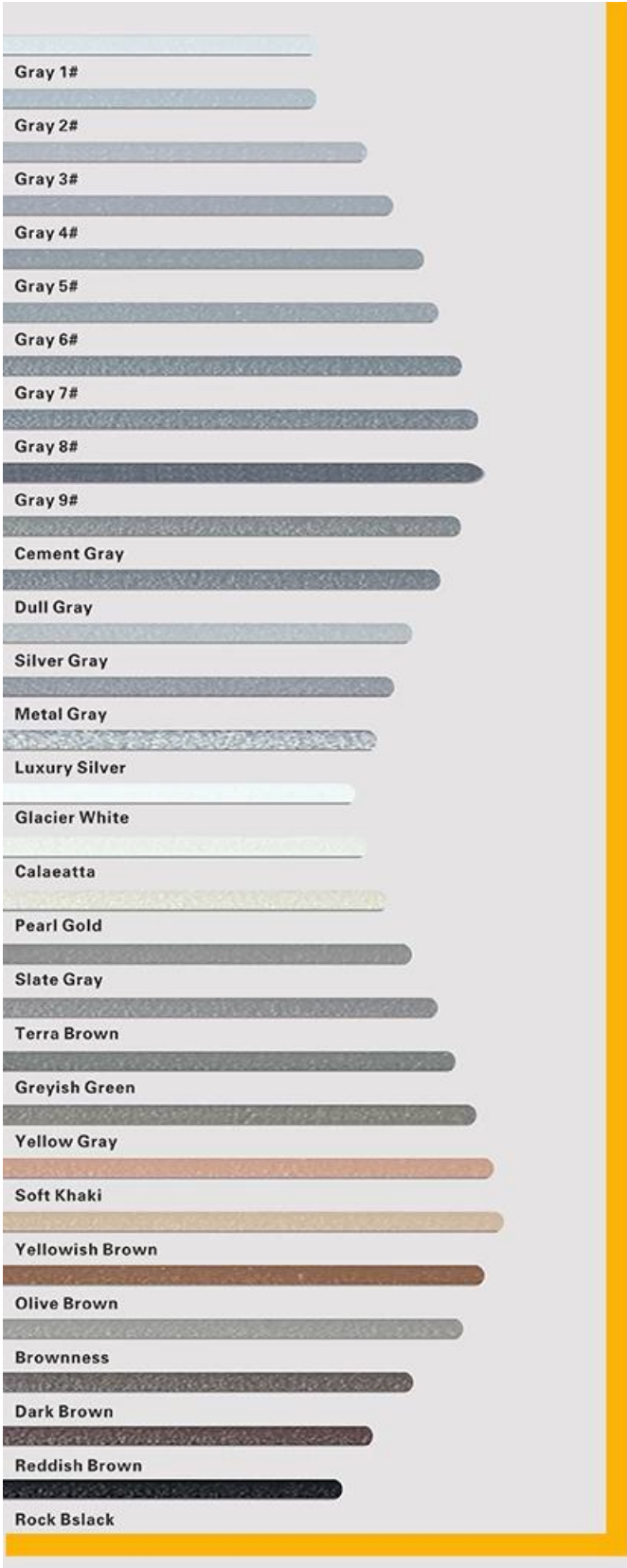
Kelin Epoxy 係一種高品質之環氧樹脂，其具有極佳之黏結力、耐化學性、耐熱性及耐磨性。此種材料廣泛應用於建築、工業及藝術領域。在建築方面，Kelin Epoxy 常用於地盤處理、牆面修補及地板塗裝。其 Subbase Epoxy Resin 則為地盤處理之重要材料，能確保地盤之穩定性與耐用性。此外，Kelin Epoxy 亦可用於修補受損之瓷磚、大理石及天然石。其 clund 係指一種特殊之修補劑，能完美修復受損之瓷磚，使其恢復原狀。Kelin Epoxy 之優點包括：

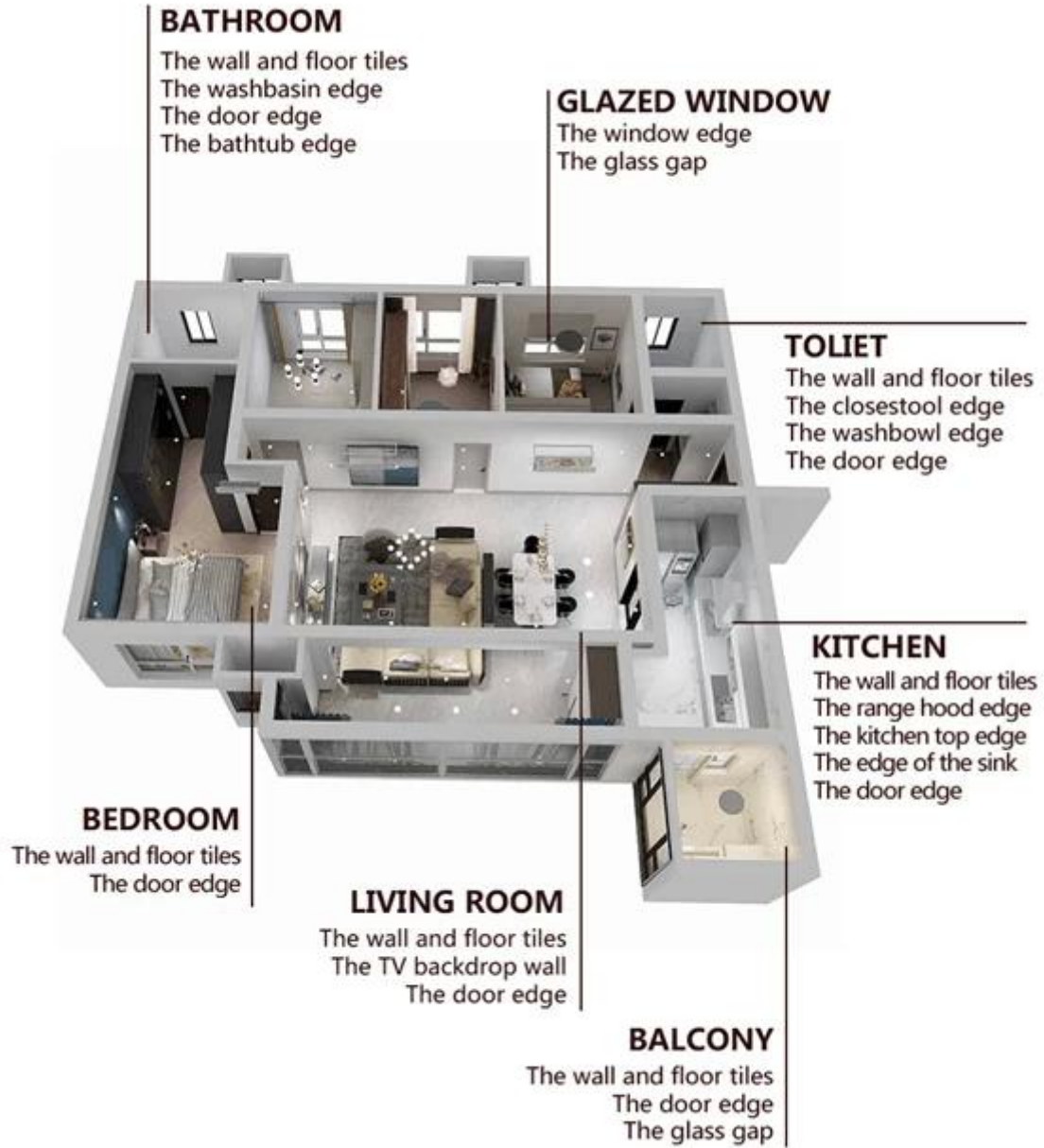
1. 高黏結力：能牢固黏結各種材料，不易脫落。
 2. 耐化學性：能抵抗酸鹼、油類及清潔劑之侵蝕。
 3. 耐熱性：能在高溫環境下保持穩定。
 4. 耐磨性：能抵抗日常使用之磨損。
 5. 易於施工：可通過刷塗、噴塗或灌漿等方式施工。

總之，Kelin Epoxy 是一種性能卓越之環氧樹脂，為建築及修補工程之理想選擇。



此種材料之優點包括：





□□□□□□□□□□□□□□□□□□□□ □



01

Clean the tiles and keep it dry



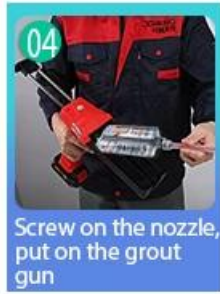
02

Polish with tile wax except the glazed tile



03

Open & Watch, both sides can extruded meanwhile



04

Screw on the nozzle, put on the grout gun



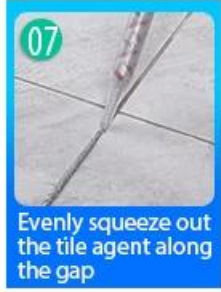
05

Inclined cut the top of the nozzle in 45°




06

Squeeze out 60-80cm long grout in the forepart



07

Evenly squeeze out the tile agent along the gap



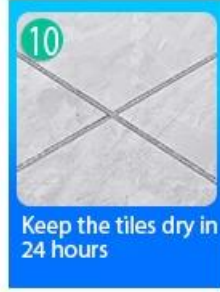
08

Press the grout with professional glue-press tools



09

Don't touch in 4-5 hours and remove excess grout then.



10

Keep the tiles dry in 24 hours

□□□□□□□□□□□□□□□□□□□□□□□□□□□□

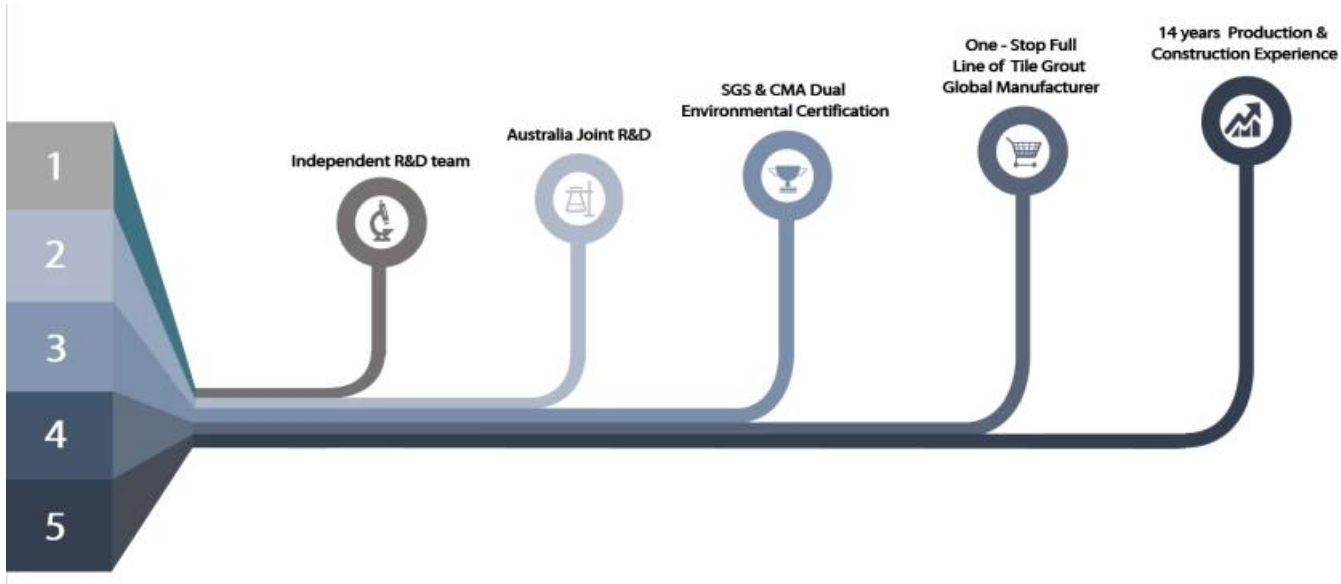


Two Component Caulking Gun



Cutter Knife	Pointing trowel	Brush	Forming Stick	Perching Knife	Masking Tape	Stainless Steel Ball	Cleaning Awl
--------------	-----------------	-------	---------------	----------------	--------------	----------------------	--------------

□□□□□□□□□□ □□□□□□□□



XXXXXXXXXXXX



XXXXXXXXXXXX



XXXXXXXXXXXX



XXXXXXXXXXXX



XXXXXXXXXXXXXXXXXXXX



XXXXXXXXXXXX



XXXXXXXXXXXXXXXXXXXX



XXXXXXXXXXXX



XXXXXXXXXXXX

XXXXXXXXXXXX

