[illegible], [illegible], [illegible], [illegible] kelin-a [illegible]

Wide Application
Corner
Toilets
Edge of bath
Mosaictile
Skirting line
Floor tile
Ceramic tile
Kitchen

[illegible]

Pure White
Ivory
Light Gray
Medium Gray
Luxury Gray
Noble Gray
Moonshine Silver
Silver Gray
Metal Gray
Shiny Gray
Dazzle Silver
Shiny Silver
Khaki Light
Pearl Gold
Nobility Gold
Amber Gold
Dazzle Gold
Shiny Gold
Champaign Silver
Bronze Gold
Coffee Brown
Black Pearl

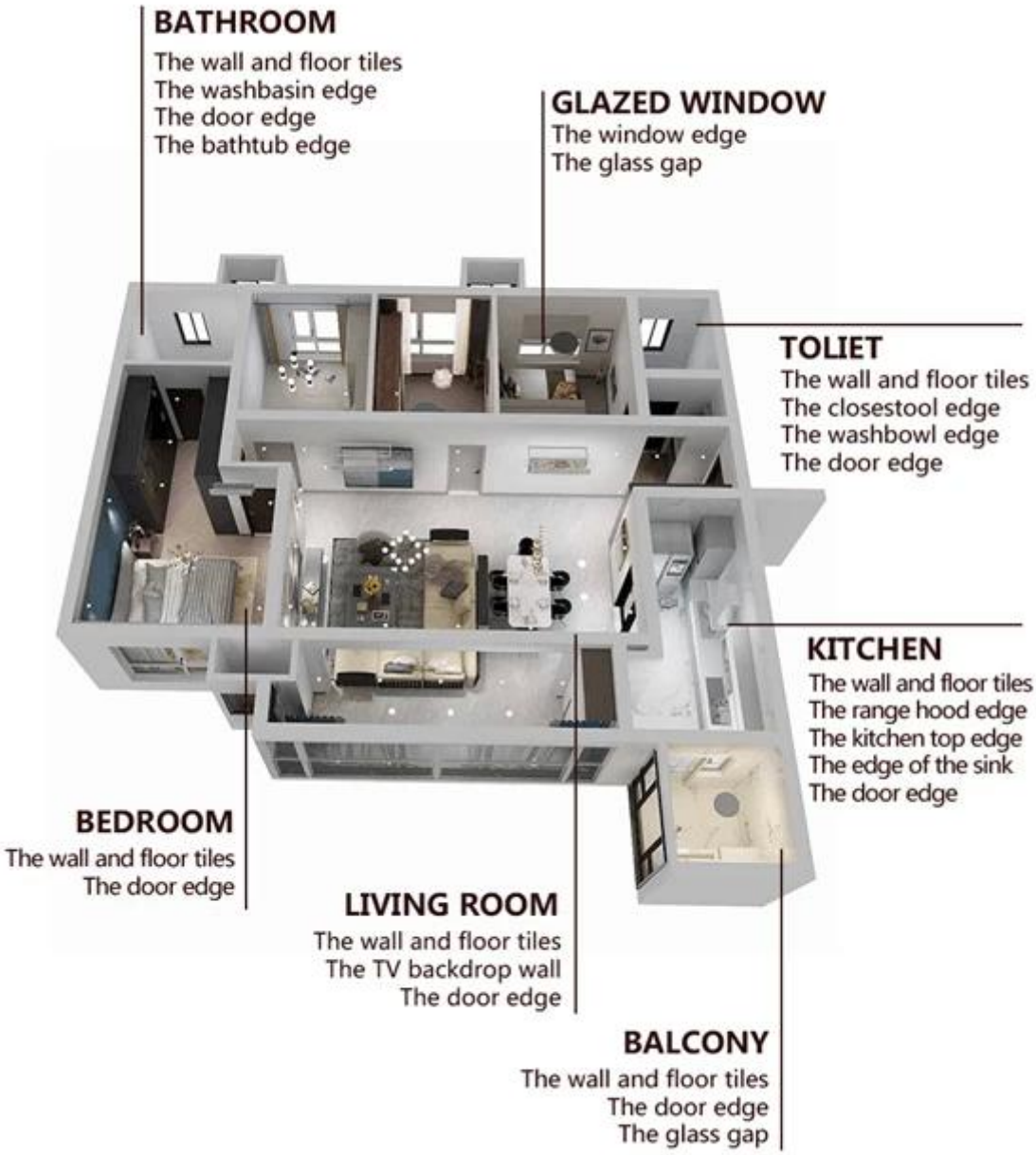
BATHROOM
The wall and floor tiles
The washbasin edge
The door edge
The bathtub edge
GLAZED WINDOW
The window edge
The glass gap
TOLIET
The wall and floor tiles
The closestool edge
The washbowl edge
The door edge
KITCHEN
The wall and floor tiles
The range hood edge
The kitchen top edge
The edge of the sink
The door edge
BEDROOM
The wall and floor tiles
The door edge
LIVING ROOM
The wall and floor tiles
The TV backdrop wall
The door edge
BALCONY
The wall and floor tiles
The door edge
The glass gap

□□□□□□□□□□□□□□□□□□□□□□□□ □

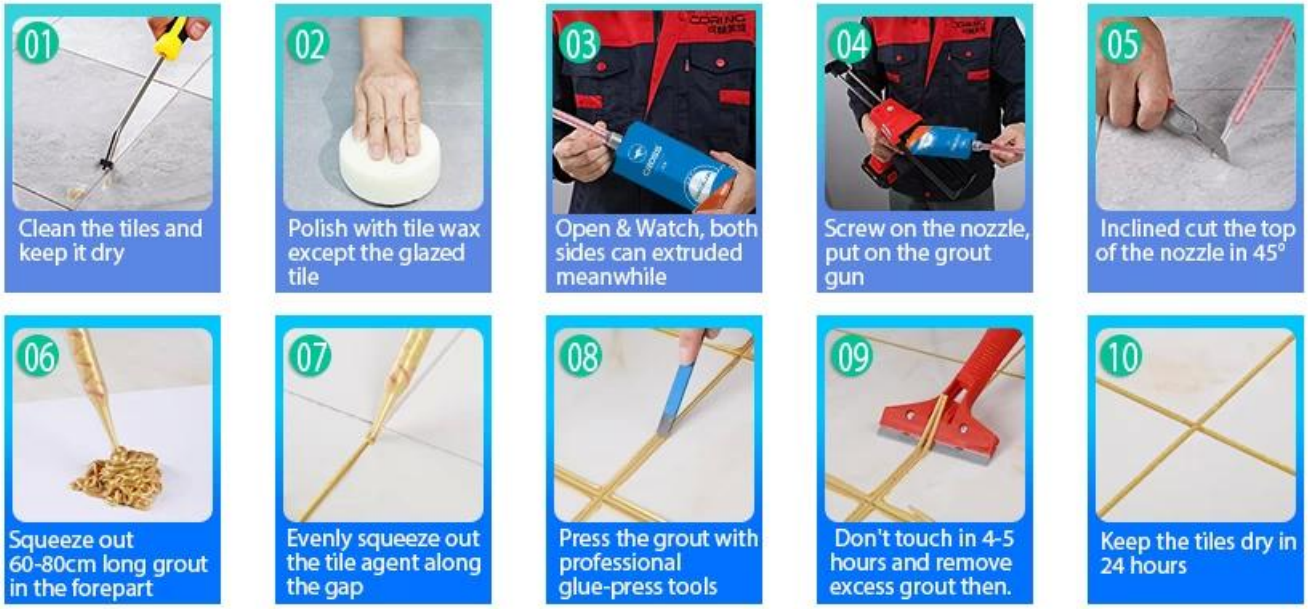
01
Clean the tiles and keep it dry
02
Polish with tile wax except the glazed tile
03
Open & Watch, both sides can extruded meanwhile
04
Screw on the nozzle, put on the grout gun
05
Inclined cut the top of the nozzle in 45°
06
Squeeze out 60-80cm long grout in the forepart
07
Evenly squeeze out the tile agent along the gap
08
Press the grout with professional glue-press tools
09
Don't touch in 4-5 hours and remove excess grout then.
10
Keep the tiles dry in 24 hours

□□□□□□□□□□□□□□□□□□□□□□□□□□□□


01
Two Component Caulking Gun
02
03
04
05
06
07
08
09
Cutter Knife
Pointing trowel
Brush
Forming Stick
Perching Knife
Masking Tape
Stainless Steel Ball
Cleaning Awl

□□□□□□□□□□□ □□□□□□

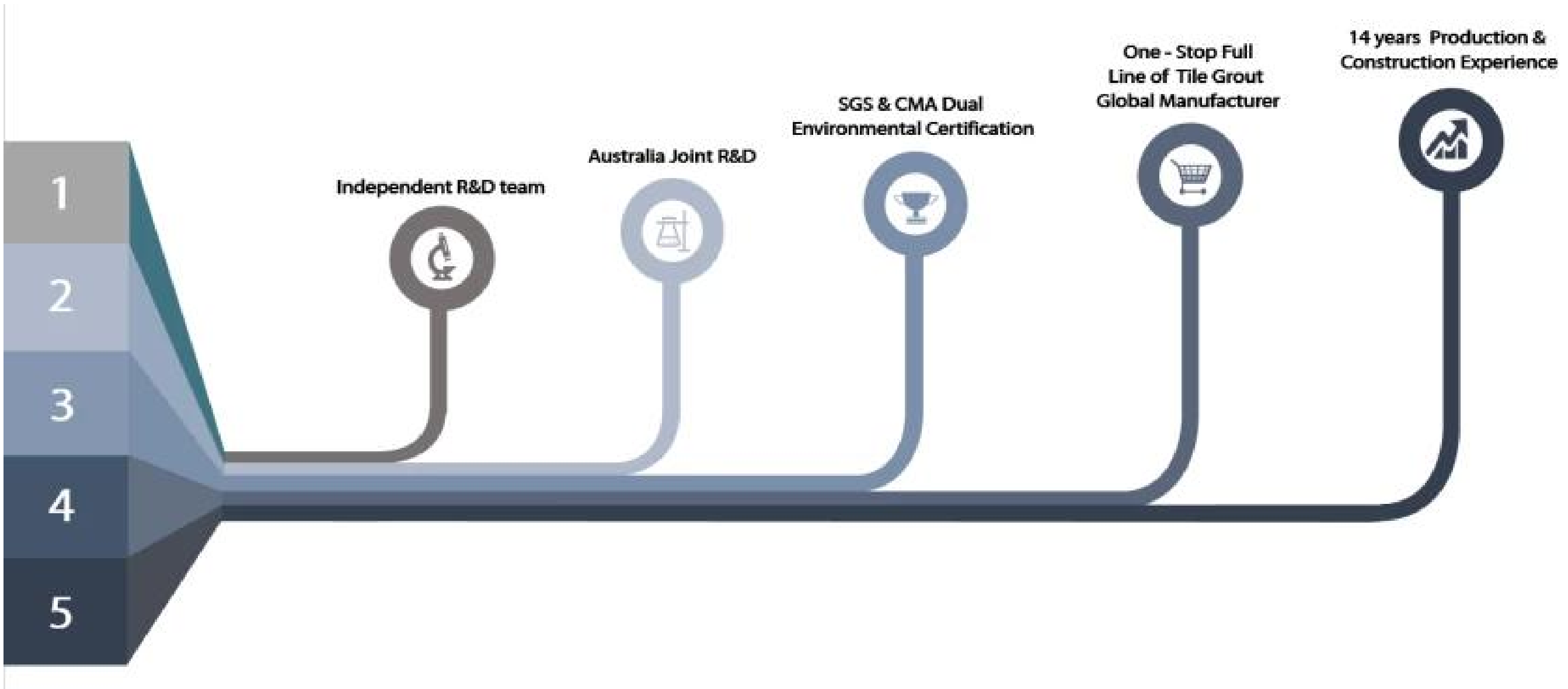
1
2
3
4
5
Independent R&D team
Australia Joint R&D
SGS & CMA Dual Environmental Certification
One - Stop Full Line of Tile Grout Global Manufacturer
14 years Production & Construction Experience

会员单位
SGS
欧盟认证
中国绿色环保产品
3·15放心消费（准入）产品
保险证书
参编单位
会员单位