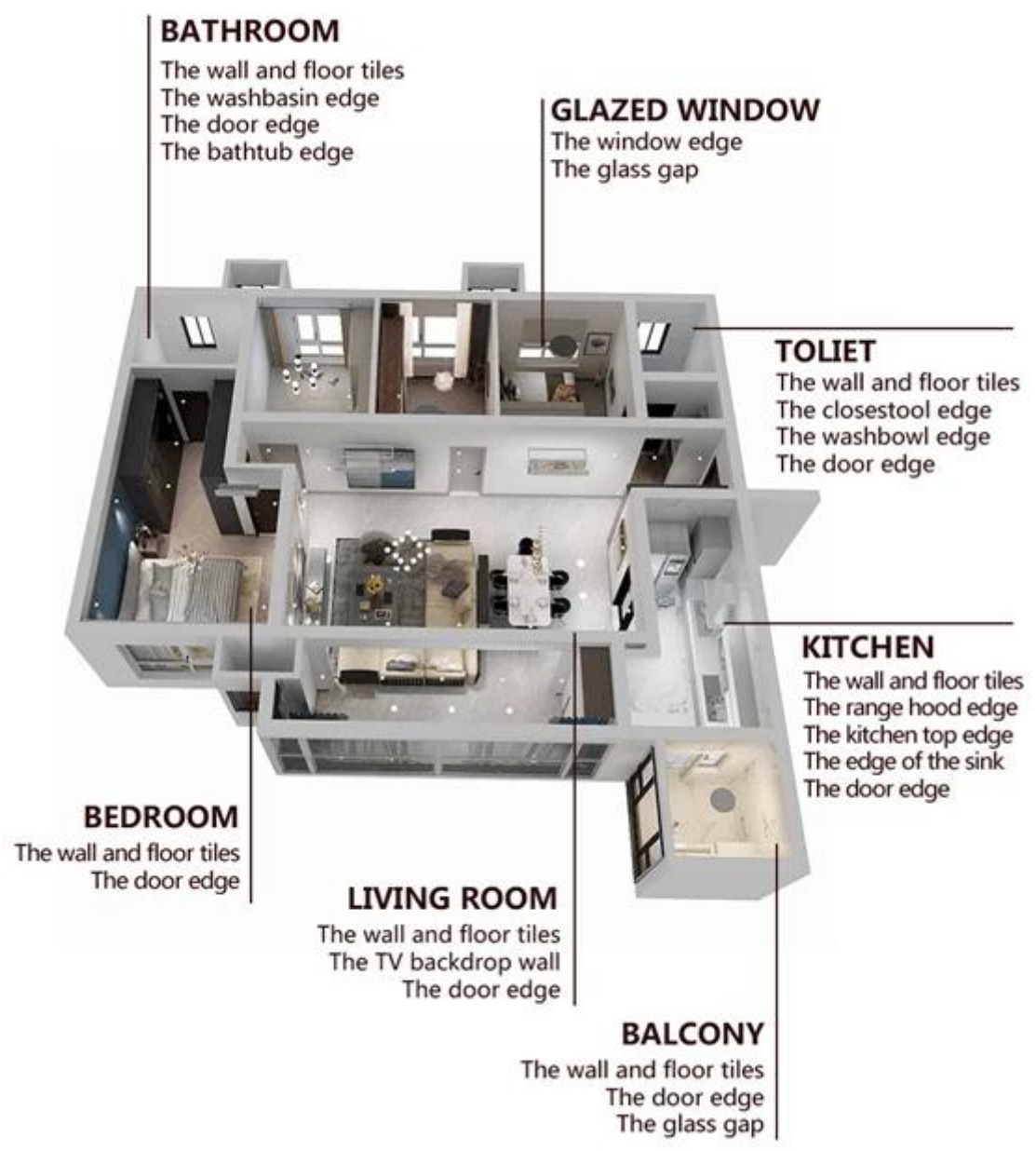


Chinese Academy of Sciences





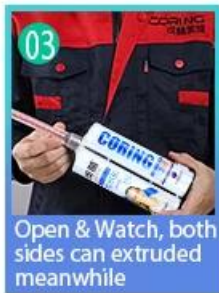




**01**  
Clean the tiles and keep it dry



**02**  
Polish with tile wax except the glazed tile



**03**  
Open & Watch, both sides can extruded meanwhile



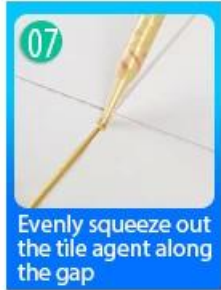
**04**  
Screw on the nozzle, put on the grout gun



**05**  
Inclined cut the top of the nozzle in 45°



**06**  
Squeeze out 60-80cm long grout in the forepart




**07**  
Evenly squeeze out the tile agent along the gap



**08**  
Press the grout with professional glue-press tools



**09**  
Don't touch in 4-5 hours and remove excess grout then.



**10**  
Keep the tiles dry in 24 hours

□□□□□□□□□□□□□□□□□□□□□□□□□□□□



Two Component Caulking Gun



Cutter Knife | Pointing trowel | Brush | Forming Stick | Perching Knife | Masking Tape | Stainless Steel Ball | Cleaning Awl

□□□□□□□□□□□□□□ □□□□□□



□□□□□□□□□□



□□□□□□□□□□



□□□□□□□□□□



□□□□□□□□□□



□□□□□□□□□□



□□□□□□□□□□



□□□□□□□□□□



□□□□□□□□□□



□□□□□□□□

□□□□□□□□

