

Kelin Waterborne [Waterproofing Membrane](#) is a high-quality, flexible, and durable waterproofing solution for various applications. It is designed to provide long-lasting protection against water penetration, ensuring the integrity and longevity of your structure.

This membrane is suitable for use in a wide range of environments, including:

- Roofs and ceilings
- Bathrooms and showers
- Kitchens and wet areas
- Basement walls and floors
- External walls and foundations

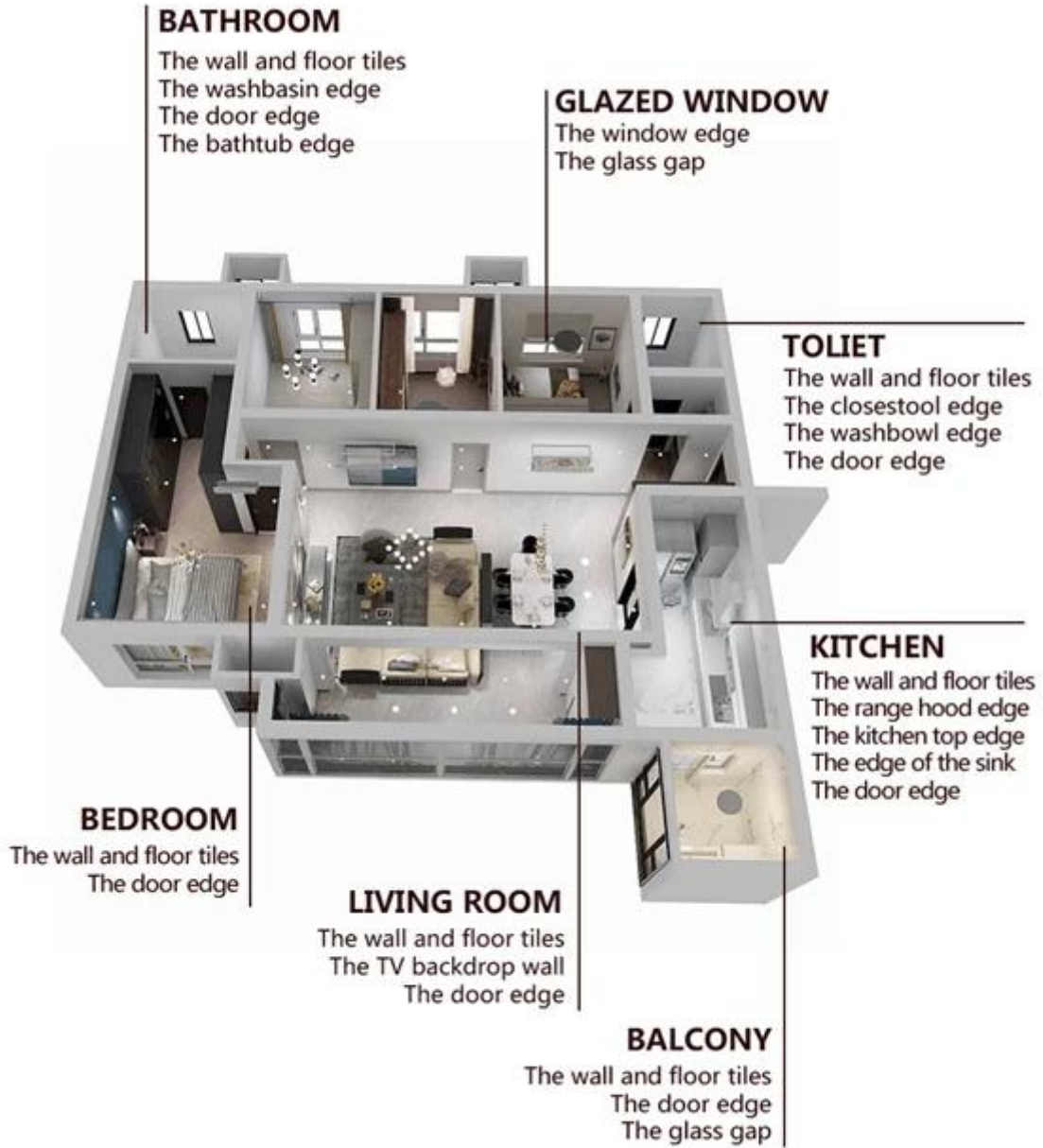
The membrane is easy to apply and can be used over a variety of substrates, including concrete, masonry, and metal. It is also resistant to mold, mildew, and other forms of biological growth, making it an ideal choice for areas prone to moisture.

For more information and to request a sample, please contact us at [www.kelin.com](#).



Kelin Waterborne Waterproofing Membrane is a high-quality, flexible, and durable waterproofing solution for various applications.





□□□□□□□□□□□□□□□□□□□□□□□□ □





01 Clean the tiles and keep it dry



02 Polish with tile wax except the glazed tile



03 Open & Watch, both sides can extruded meanwhile



04 Screw on the nozzle, put on the grout gun




05 Inclined cut the top of the nozzle in 45°



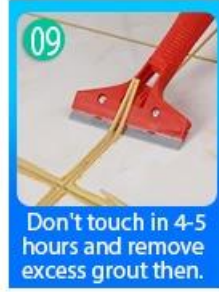
06 Squeeze out 60-80cm long grout in the forepart



07 Evenly squeeze out the tile agent along the gap



08 Press the grout with professional glue-press tools



09 Don't touch in 4-5 hours and remove excess grout then.



10 Keep the tiles dry in 24 hours

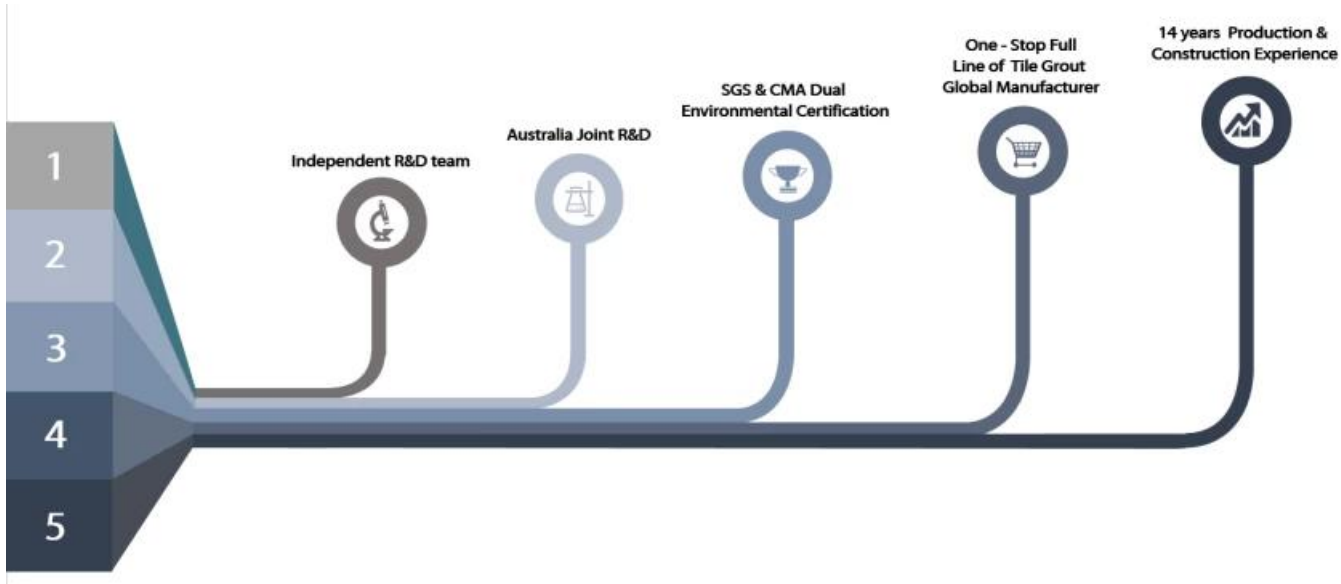
□□□□□□□□□□□□□□□□□□□□□□□□



Two Component Caulking Gun

- 02 Cutter Knife
- 03 Pointing trowel
- 04 Brush
- 05 Forming Stick
- 06 Perching Knife
- 07 Masking Tape
- 08 Stainless Steel Ball
- 09 Cleaning Awl

□□□□□□□□□□ □□□□□□



XXXXXXXXXXXX



XXXXXXXXXXXX



XXXXXXXXXXXX



XXXXXXXXXXXX



XXXXXXXXXXXXXXXXXXXX



XXXXXXXXXXXX



XXXXXXXXXXXXXXXXXXXX



XXXXXXXXXXXX



XXXXXXXXXXXX

XXXXXXXXXXXX

