

Kelin 係一種高品質之陶瓷磚，其表面光滑且堅固耐用。此類磚材廣泛應用於室內裝修，如客廳、臥室、浴室及廚房等。其優點包括易於清潔、抗污、且能為空間增添現代感。Kelin 磚材之種類繁多，包括光面磚、拋光磚、及仿古磚等，可滿足不同風格之需求。

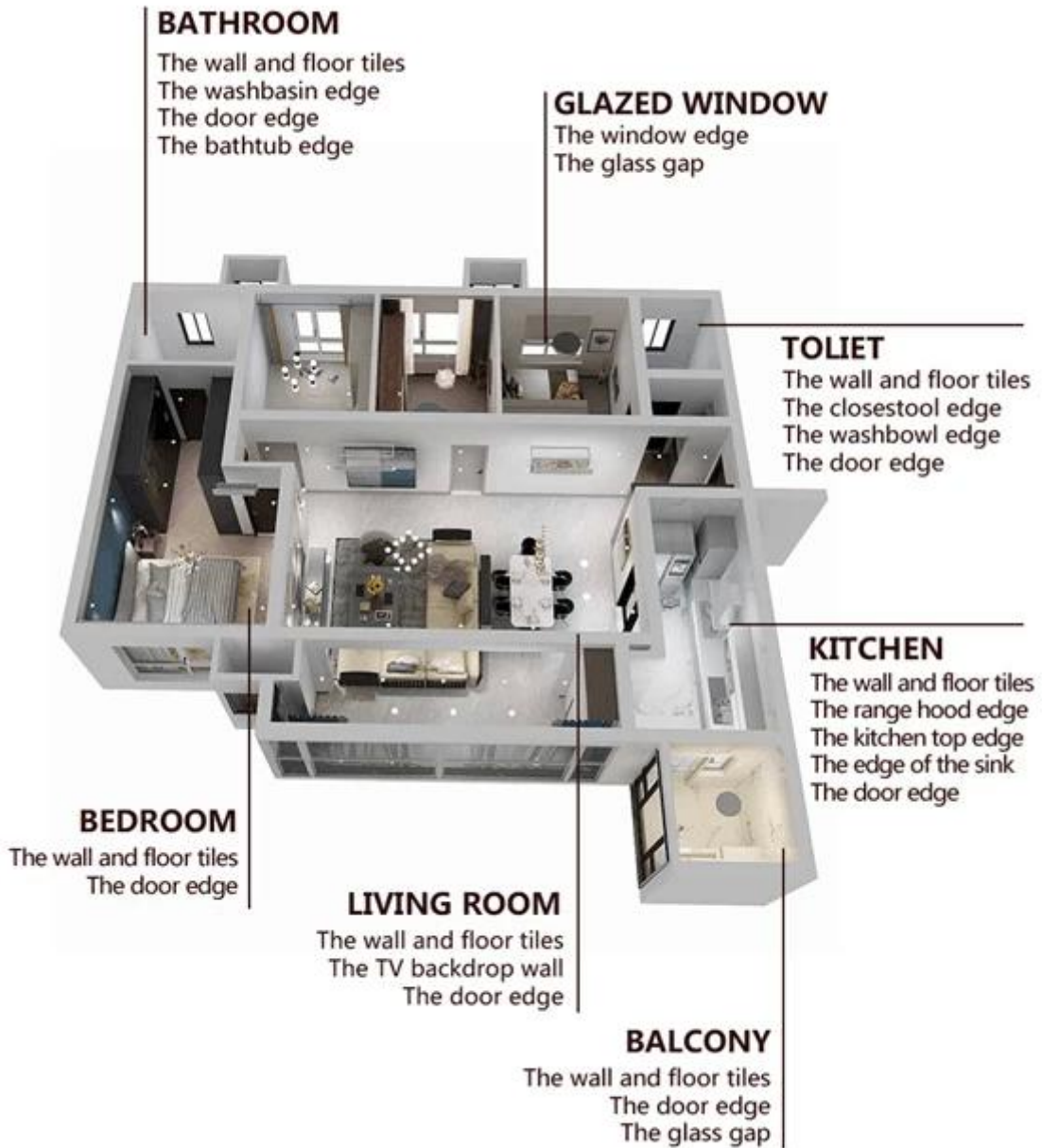
此類磚材之應用範圍極廣，不僅限於牆面及地面鋪設，更可應用於窗台、洗手台、及樓梯等。其耐用之特性使其成為家庭及商業空間之理想選擇。欲瞭解更多關於 Kelin 磚材之資訊，請參閱 [Kelin 磚材之優點](#) 及 [如何選擇合適之磚材](#)。



此類磚材之應用範圍極廣，不僅限於牆面及地面鋪設，更可應用於窗台、洗手台、及樓梯等。

- Gray 1#
- Gray 2#
- Gray 3#
- Gray 4#
- Gray 5#
- Gray 6#
- Gray 7#
- Gray 8#
- Gray 9#
- Cement Gray
- Dull Gray
- Silver Gray
- Metal Gray
- Luxury Silver
- Glacier White
- Calaeatta
- Pearl Gold
- Slate Gray
- Terra Brown
- Greyish Green
- Yellow Gray
- Soft Khaki
- Yellowish Brown
- Olive Brown
- Brownness
- Dark Brown
- Reddish Brown
- Rock Bslack







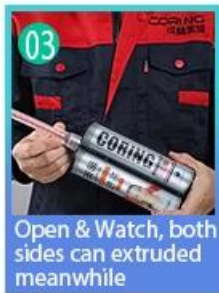
01

Clean the tiles and keep it dry



02

Polish with tile wax except the glazed tile



03

Open & Watch, both sides can extruded meanwhile



04

Screw on the nozzle, put on the grout gun



05

Inclined cut the top of the nozzle in 45°



06

Squeeze out 60-80cm long grout in the forepart



07

Evenly squeeze out the tile agent along the gap



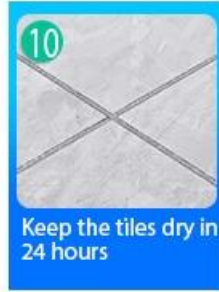
08

Press the grout with professional glue-press tools



09

Don't touch in 4-5 hours and remove excess grout then.



10

Keep the tiles dry in 24 hours

□□□□□□□□□□□□□□□□□□□□□□□□□□□□



Two Component Caulking Gun



02



03



04



05



06



07



08



09

Cutter Knife	Pointing trowel	Brush	Forming Stick	Perching Knife	Masking Tape	Stainless Steel Ball	Cleaning Awl
--------------	-----------------	-------	---------------	----------------	--------------	----------------------	--------------

□□□□□□□□□□ □□□□□□□□



□□□□□□□□□□



Creaming Machine Line



Testing Machine



Batching Production Line



Cooling Filling



Filling Machine Line



Film-coated Machine



Real Material Stock



Stock

□□□□□□□□

